

# SAFETY & SECURITY MIRRORS





## **CUSTOMER SERVICE HOURS**

Monday – Friday:  
9:00am to 5:00pm EST

---

## **DOCK HOURS**

Monday – Friday:  
8:00am to 3:30pm EST

### **CORPORATE OFFICE**

8180 Granville Road  
Mt. Vernon, OH 43050

### **WEBSITE**

fredsilver.com  
mirrorsandcabinets.com

### **EMAIL**

Customer Service/Logistics  
info@fredsilver.com  
Corporate Sales  
sales@fredsilver.com

### **PHONE**

Phone: (740) 392-4003

### **Quote Requests**

For formal quotation requests, please email us at [sales@fredsilver.com](mailto:sales@fredsilver.com). We kindly request the quantity, part number, and job name to provide you with a competitive bid.

### **Orders**

Fred Silver will accept a faxed or emailed purchase order. The purchase order should include contact name, company name, shipping address, billing address, payment terms, email address, and phone number. Please email your orders to [customerservice@fredsilver.com](mailto:customerservice@fredsilver.com).

# Table of **CONTENTS**

<b>Reflect-A-Dome Mirrors</b> .....	<b>4</b>
<b>Roundtangular Mirrors</b> .....	<b>7</b>
<b>Convex Mirrors</b> .....	<b>8</b>
<b>Utility and General Purpose Mirrors</b> .....	<b>12</b>
<b>Portable Inspection Mirrors</b> .....	<b>12</b>
<b>Elevator Mirrors</b> .....	<b>13</b>
<b>Hardware</b> .....	<b>13</b>
<b>Stainless Steel Mirrors</b> .....	<b>14</b>

## **Product Warranty**

One year after purchased on manufactured defects.

## **Returned Goods**

All returns must be agreed to and authorized by Fred Silver and Company in writing, stating a 25% restocking and handling charges if applicable.

To receive your RMA Number please email [info@fredsilver.com](mailto:info@fredsilver.com) or call us during normal business hours at (740) 392-4003.

## **Cleaning Your Convex Acrylic and Polycarbonate Mirror**

Best method in cleaning acrylic and polycarbonate mirrors are to use an over the counter furniture polish. A soft cloth like a diaper works the best and will not scratch. Spray the furniture polish on a soft cloth then wipe until the polish is clear of any streaks.

**\*\*Never use a glass cleaner on acrylic or polycarbonate\*\***

## **Cleaning Your Glass Mirror**

Glass mirror cleaning is best when using water and vinegar or liquid glass cleaner (i.e., Windex). Spray cleaner on the mirror or cloth then wipe until dry. Repeat if necessary.

If either type of mirror is heavy with dust, blow off dust using an air hose before cleaning. Dust **WILL** scratch the mirrors.



# REFLECT-A-DOME *Series*

## Full Dome Mirrors

These safety mirrors provide an optimal 360 degree viewing area. Ideal for busy 4-way intersections in hallways and overhead viewing for factory and production areas. These full dome products provide maximum coverage. They can be mounted directly on a wall, ceiling, or suspended above in vaulted ceiling areas with the use of a chain kit (included).

### Materials:

**Acrylic** - Our most popular mirror, shatter resistant, excellent clarity.

**Polycarbonate** - Made to be indestructible/unbreakable and is used in high security areas.

*\*Black trim is available for all full dome models, call for pricing.*




Model DOME-X-26

## Full Domes - 360° Viewing Area

Acrylic Shatter Resistant	Polycarbonate Unbreakable	Hardware Kit Included	Diameter	Diameter + Lip	Sq. Feet of Coverage
DOME-X-18	PC-DOME-18	Chain Kit	18"	19"	300
DOME-X-26	PC-DOME-26	Chain Kit	26"	27"	400
DOME-X-32	PC-DOME-32	Chain Kit	32"	33"	450
DOME-X-36	PC-DOME-36	Chain Kit	36"	37"	500
DOME-X-48	N/A	Chain Kit	48"	49"	800

## Full Domes with Metal Back - 360° Viewing Area

Acrylic Shatter Resistant	Hardware Kit Included	Diameter	Diameter + Lip	Sq. Feet of Coverage
DOMEX-M18	Chain Kit	18"	19"	300
DOMEX-M26	Chain Kit	26"	27"	400
DOMEX-M32	Chain Kit	32"	33"	450
DOMEX-M36	Chain Kit	36"	37"	500
DOMEX-M48	Chain Kit	48"	49"	800



Metal Back with Black Trim

**\* Black Trim comes standard on Full Domes with Metal Back**

**\*\* Metal back is made from all galvanized sheet steel to resist rust and outdoor elements**


**\*\* ABS provides a durable impact resistance backing that is virtually maintenance free**

## Full Domes with ABS Plastic Back - 360° Viewing Area

Acrylic Shatter Resistant	Hardware Kit Included	Diameter	Diameter + Lip	Sq. Feet of Coverage
DOMEX-P18	Chain Kit	18"	19"	300
DOMEX-P26	Chain Kit	26"	27"	400
DOMEX-P36	Chain Kit	36"	37"	500

## Full Domes with Safety Tape - 360° Viewing Area

Acrylic Shatter Resistant	Hardware Kit Included	Diameter	Diameter + Lip	Sq. Feet of Coverage
DOMEX-ST-18	Chain Kit	18"	19"	300
DOMEX-ST-26	Chain Kit	26"	27"	400
DOMEX-ST-32	Chain Kit	32"	33"	450
DOMEX-ST-36	Chain Kit	36"	37"	500
DOMEX-ST-48	Chain Kit	48"	49"	800



Model DOMEX-ST-26

**\*\* Red/White high visibility safety tape border is provided to emphasize caution in high traffic areas**

# REFLECT-A-DOME Series

## Half Dome Mirrors

The Half Dome mirror is optimal for use at "T" intersections to prevent pedestrian or aisle accidents. Half dome mirrors are increasingly popular in hospitals, schools, retail or any other areas with a large volume of foot traffic and blind corners. Half domes are mounted to wall or ceiling for 180 degree viewing.

### Materials:

**Acrylic** - Our most popular mirror, shatter resistant, excellent clarity.

**Polycarbonate** - Made to be indestructible/unbreakable and is used in high security areas.




Model H-DOME-32



Metal Back with Black Trim

**\* Black Trim comes standard on Half Domes with Metal Back**



Model H-DOME-ST-26

## Half Domes - 180° Viewing Area

Acrylic Shatter Resistant	Polycarbonate Unbreakable	Diameter	Diameter + Lip	Sq. Feet of Coverage
H-DOME-18	PC-HD-18	18"	19"	150
H-DOME-26	PC-HD-26	26"	27"	200
H-DOME-32	PC-HD-32	32"	33"	225
H-DOME-36	PC-HD-36	36"	37"	250
H-DOME-48	N/A	48"	49"	400

## Half Domes with Metal Back - 180° Viewing Area

Acrylic Shatter Resistant	Diameter	Diameter + Lip	Sq. Feet of Coverage
H-DOME-M18	18"	19"	150
H-DOME-M26	26"	27"	200
H-DOME-M32	32"	33"	225
H-DOME-M36	36"	37"	250
H-DOME-M48	48"	49"	400

## Half Domes with ABS Plastic Back - 180° Viewing Area

Acrylic ABS Plastic Back	Diameter	Diameter + Lip	Sq. Feet of Coverage
H-DOME-P18	18"	19"	150
H-DOME-P26	26"	27"	200
H-DOME-P36	36"	37"	250

## Half Domes with Safety Tape - 180° Viewing Area

Acrylic w/ Safety Tape	Diameter	Diameter + Lip	Sq. Feet of Coverage
H-DOME-ST-18	18"	19"	150
H-DOME-ST-26	26"	27"	200
H-DOME-ST-32	32"	33"	225
H-DOME-ST-36	36"	37"	250
H-DOME-ST-48	48"	49"	400

**\*\* Red/White high visibility safety tape border is provided to emphasize caution in high traffic areas**

# REFLECT-A-DOME *Series*

## Quarter Dome Mirrors

The Quarter Dome models fit easily into most corners and provide a full 90 degree viewing area, making them optimal safety mirrors when installed at "L" corner intersections, eliminating blind spots and preventing accidents. Also ideal for elevator applications.

### Materials:

**Acrylic** - Our most popular mirror, shatter resistant, excellent clarity.

**Polycarbonate** - Made to be indestructible/unbreakable and is used in high security areas.



Model Q-DOME-18



Model Q-DOME-ST-18

### Quarter Domes - 90° Viewing Area

Acrylic Shatter Resistant	Polycarbonate Unbreakable	Diameter	Diameter + Lip	Sq. Feet of Coverage
Q-DOME-18	PC-QD-18	18"	19"	50
Q-DOME-26	PC-QD-26	26"	27"	75
Q-DOME-32	PC-QD-32	32"	33"	90
Q-DOME-36	PC-QD-36	36"	37"	100
Q-DOME-48	PC-QD-48	48"	49"	200

### Quarter Domes with Safety Tape - 90° Viewing Area

Acrylic Shatter Resistant	Diameter	Diameter + Lip	Sq. Feet of Coverage
Q-DOME-ST-18	18"	19"	50

**\*\* Red/White high visibility safety tape border is provided to emphasize caution in high traffic areas**

## Drop-In Dome Mirrors

The Drop-In Dome mirror provides a full 360 degree viewing area, making it the optimal product for the commercial application. These convenient surveillance mirrors install in seconds directly into a drop ceiling grid. Two options available for both 24" x 24" ceiling tiles and 24" x 48" tiles. No hardware or tools required. White insert panel included for easy installation.

### Materials:

**Acrylic** - Our most popular mirror, shatter resistant, excellent clarity.



Model D-DROP-24

### Drop-In Domes - 360° Viewing Area

Acrylic Shatter Resistant	Overall Size W x H	Sq. Feet of Coverage
D-DROP-24	24" x 24"	350
D-DROP-2448	48" x 24"	350

**Drop-In Domes are to be mounted for full 360 degree viewing.**

**Reduce shoplifting and improve personal surveillance of hidden areas.**



# ROUNDTANGULAR Series

## Roundtangular

Rounded rectangular shaped mirror ideal for installation in low clearance applications such as parking garages and facilities with low ceiling heights.

**Acrylic** – Our most popular mirror, shatter resistant, excellent clarity.

PLXR Outdoor Models – Weather resistant finish is used for additional protection from outdoor elements



Model PLX-1524

### Indoor/Outdoor Models – Roundtangular

Acrylic Indoor Model	Acrylic Outdoor Model	Overall Size H x W	Distance Covered
PLX-1218	PLXR-1218	12" x 18"	18 Feet
PLX-1524	PLXR-1524	15" x 24"	24 Feet
PLX-1626	PLXR-1626	16" x 26"	26 Feet
PLX-2036	PLXR-2036	20" x 36"	34 Feet
N/A	PLXR-2436	24" x 36"	34 Feet
PLX-2030	PLXR-2030	20" x 30"	30 Feet
PLX-2636	PLXR-2636	26" x 36"	36 Feet

## Roundtangular with Telescoping Hardware

Telescoping hardware included to achieve varied angles and mounting situations providing sturdier fixed support in outdoor areas, manufacturing plants, and assembly lines. Each telescoping hardware set is adjustable from 13 1/2" to 21 1/2". Available in single or double telescoping hardware.

### Materials:

**Acrylic** – Our most popular mirror, shatter resistant, excellent clarity.

**Polycarbonate** – Made to be indestructible/unbreakable and is used in high security areas.



Model PLXR-1218-T

### Indoor/Outdoor Models – Roundtangular – Telescoping Hardware

Acrylic Indoor T Model	Acrylic Outdoor T Model	Acrylic Outdoor DT Model	Overall Size H x W	Distance Covered
N/A	PLXR-1218-T	N/A	12" x 18"	18 Feet
PLX-1524-T	PLXR-1524-T	PLXR-1524-DT	15" x 24"	24 Feet
PLX-2030-T	PLXR-2030-T	PLXR-2030-DT	20" x 30"	30 Feet
PLX-2436-T	N/A	PLXR-2436-DT	24" x 36"	36 Feet



PLX-1524-T

### Outdoor Models – Roundtangular – Telescoping – Metal Back

Acrylic Shatter Resistant T Model	Overall Size H x W	Distance Covered
PLXR-M-1218-T	12" x 18"	18 Foot
PLXR-M-1626-T	16" x 26"	26 Foot
PLXR-M-2030-T	20" x 30"	30 Foot
PLXR-M-2436-T	24" x 36"	36 Foot

### Outdoor Models – Roundtangular – ABS Plastic Back

Polycarbonate T Model	Overall Size H x W	Distance Covered
PLXR-P-1626-T	16" x 26"	26 Feet
PLXR-P-2030-T	20" x 30"	30 Feet
PLXR-P-2436-T	24" x 36"	36 Feet

T = Single Telescoping  
DT = Double Telescoping  
TT = Triple Telescoping

\*Installation hardware included on all models listed on this page

## Acrylic, Glass and Polycarbonate Convex Mirrors

Convex mirrors are widely used for retail, warehouses, hospitals, public areas, loading docks, guard booths, production facilities, parking garages and driveways. Can be ceiling or wall mounted and are available in sizes ranging from 13" to 48". Most convex mirrors come with our advanced mounting hardware kit for easier mounting. Both indoor and outdoor models have coated hardboard backing.

### Materials:

**Acrylic** – Our most popular mirror, shatter resistant, excellent clarity.

**Glass** – Excellent clarity, will not scratch easily. Easy to clean, wet or dry and is unaffected by most cleaning chemicals.

**Polycarbonate** – Made to be indestructible/unbreakable and is used in high security areas.



Model PLX-18



Model PLXR-30



Model PLX-ST-18

### Indoor Models

Acrylic Model	Glass Model	Polycarbonate Model	Diameter	Distance Covered
PLX-13	CV-13	PC-13	13"	13 Feet
PLX-18	CV-18	PC-18	18"	18 Feet
PLX-26	CV-26	PC-26	26"	26 Feet
PLX-30	CV-30	PC-30	30"	30 Feet
PLX-36	CV-36	PC-36	36"	36 Feet
PLX-48	N/A	N/A	48"	48 Feet

### Outdoor Models

Acrylic Model	Glass Model	Polycarbonate Model	Diameter	Distance Covered
PLXR-8	N/A	N/A	8"	8 Feet
PLXR-13	CR-13	PC-13	13"	13 Feet
PLXR-18	CR-18	PC-18	18"	18 Feet
PLXR-26	CR-26	PC-26	26"	26 Feet
PLXR-30	CR-30	PC-30	30"	30 Feet
PLXR-36	CR-36	PC-36	36"	36 Feet
PLXR-48	N/A	N/A	48"	48 Feet

### Indoor/Outdoor Models With Safety Tape

Acrylic Indoor w/ Safety Tape Model	Acrylic Outdoor w/ Safety Tape Model	Diameter	Distance Covered
PLX-ST-18	PLXR-ST-18	18"	18 Feet

**\*\* Red/White high visibility safety tape border is provided to emphasize caution in high traffic areas**



## Outdoor Models – Heavy Duty

All styles and sizes of Fred Silver & Company convex mirrors are mounted on high gloss whiteboard backing, with a ball and socket swivel in the center of the back, for adjustment to the desired viewing angle. The outdoor models are constructed to withstand most weather conditions. These mirrors range in sizes from 13" in diameter to 48" in diameter, as well as roundtangular models.

### Materials:

**Acrylic** – Our most popular mirror, shatter resistant, excellent clarity.

**Glass** – Excellent clarity, will not scratch easily. Easy to clean, wet or dry and is unaffected by most cleaning chemicals.

**Polycarbonate** – Made to be indestructible/unbreakable and is used in high security areas.



Model PLXR-M-30

## Outdoor Models – Metal Back

Acrylic Model	Glass Model	Polycarbonate Model	Diameter	Distance Covered
PLXR-M-13	CR-M-13	PC-M-13	13"	13 Feet
PLXR-M-18	CR-M-18	PC-M-18	18"	18 Feet
PLXR-M-26	CR-M-26	PC-M-26	26"	26 Feet
PLXR-M-30	CR-M-30	PC-M-30	30"	30 Feet
PLXR-M-36	CR-M-36	PC-M-36	36"	36 Feet
PLXR-M-48	N/A	N/A	48"	48 Feet



Model PLXR-P-26

## Outdoor Models – ABS Plastic Back

Acrylic Model	Polycarbonate Model	Diameter	Distance Covered
PLXR-P-13	PC-P-13	13"	13 Feet
PLXR-P-18	PC-P-18	18"	18 Feet
PLXR-P-26	PC-P-26	26"	26 Feet
PLXR-P-30	PC-P-30	30"	30 Feet
PLXR-P-36	PC-P-36	36"	36 Feet
PLXR-P-48	N/A	48"	48 Feet

## Acrylic, Glass and Polycarbonate Convex Mirrors with Telescoping Hardware

Convex mirrors are widely used for retail, warehouses, hospitals, public areas, loading docks, guard booths, production facilities, parking garages and driveways. Can be ceiling or wall mounted and are available in sizes ranging from 13" to 48". Most convex mirrors come with our advanced mounting hardware kit for easier mounting.

**Telescoping Hardware:** Telescoping hardware included to achieve varied angles and mounting situations. Each telescoping hardware set is adjustable from 13 1/2" to 21 1/2". Available in single, double, or triple telescoping hardware.

### Materials:

**Acrylic** - Our most popular mirror, shatter resistant, excellent clarity.


**Polycarbonate** - Made to be indestructible/unbreakable and is used in high security areas.



Model PC-30-T

### Indoor Polycarbonate Models With Telescoping Hardware

Polycarbonate T Model	Polycarbonate T Model	Polycarbonate DT Model	Polycarbonate TT Model	Diameter	Distance Covered
PC-30-T	PC-P-30-T	N/A	N/A	30"	30 Feet
PC-36-T	PC-P-36-T	PC-P-36-DT	PC-P-36-TT	36"	36 Feet



Model PLX-26-T

### Indoor Models With Telescoping Hardware

Acrylic Indoor T Model	Acrylic Indoor DT Model	Diameter	Distance Covered
PLX-26-T	N/A	26"	26 Feet
PLX-30-T	N/A	30"	30 Feet
PLX-36-T	N/A	36"	36 Feet
N/A	PLX-48-DT	48"	48 Feet



Model PLX-ST-26-T

### Indoor Models - Safety Tape With Telescoping Hardware

Acrylic Indoor T w/ Safety Tape Model	Diameter	Distance Covered
PLX-ST-26-T	26"	26 Feet

**\*\* Red/White high visibility safety tape border is provided to emphasize caution in high traffic areas**

T = Single Telescoping  
 DT = Double Telescoping  
 TT = Triple Telescoping

## Outdoor Convex Mirrors with Telescoping Hardware

Convex mirrors are widely used for retail, warehouses, hospitals, public areas, loading docks, guard booths, production facilities, parking garages and driveways. Can be ceiling or wall mounted and are available in sizes ranging from 13" to 48". Most convex mirrors come with our advanced mounting hardware kit for easier mounting.

**Telescoping Hardware:** Telescoping hardware included to achieve varied angles and mounting situations. Each telescoping hardware set is adjustable from 13 1/2" to 21 1/2". Available in single, double, or triple telescoping hardware.

### Materials:

**Acrylic** - Our most popular mirror, shatter resistant, excellent clarity.


**Polycarbonate** - Made to be indestructible/unbreakable and is used in high security areas.



Model PLXR-P-36-TT

## Outdoor Models - Polycarbonate With Telescoping Hardware

Polycarbonate T Model	Polycarbonate DT Model	Polycarbonate TT Model	Diameter	Distance Covered
N/A	PLXR-P-26-DT	PLXR-P-26-TT	26"	26 Feet
PLXR-P-30-T	PLXR-P-30-DT	PLXR-P-30-TT	30"	30 Feet
PLXR-P-36-T	PLXR-P-36-DT	PLXR-P-36-TT	36"	36 Feet
N/A	PLXR-P-48-DT	PLXR-P-48-TT	48"	48 Feet



Model PLXR-26-T

## Outdoor Models With Telescoping Hardware

Acrylic T Model	Acrylic DT Model	Diameter	Distance Covered
PLXR-26-T	PLXR-26-DT	26"	26 Feet
PLXR-30-T	N/A	30"	30 Feet
PLXR-36-T	PLXR-36-DT	36"	36 Feet
N/A	PLXR-48-DT	48"	48 Feet



Model PLXR-M-36-DT

## Outdoor Models - Metal Back With Telescoping Hardware

Acrylic Shatter Resistant T Model	Acrylic Shatter Resistant DT Model	Diameter	Distance Covered
PLXR-M-30-T	N/A	30"	30 Feet
N/A	PLXR-M-36-DT	36"	36 Feet



Model PLXR-ST-26-T

## Outdoor Models - Safety Tape With Telescoping Hardware

Acrylic T w/ Safety Tape Model	Acrylic DT w/ Safety Tape Model	Diameter	Distance Covered
PLXR-ST-26-T	N/A	26"	26 Feet
PLXR-ST-30-T	N/A	30"	30 Feet
PLXR-ST-36-T	N/A	36"	36 Feet
N/A	PLXR-ST-48-DT	48"	48 Feet

\*\* Red/White high visibility safety tape border is provided to emphasize caution in high traffic areas  
T = Single Telescoping | DT = Double Telescoping | TT = Triple Telescoping

# UTILITY & GENERAL PURPOSE *Series*

## Utility & General Purpose Mirror

Utility & General Purpose mirrors are small in size and have low space requirements making them excellent for use in areas with limited space. For use on forklifts, lift trucks or in warehouses, these mirrors will get the job done.

### Features

Available in both glass and acrylic models mounted on a swivel arm

Available in 8" diameter | Lightweight and durable

Excellent for OEM replacement parts on forklifts

Rectangular available in 4" x 8" or 6" x 9" | Trim is molded black with a plastic back



Model E-80

### Models

Model	Size	Material	Type
E-80	8" Diameter	Glass	Round
PE-80	8" Diameter	Acrylic	Round
VA-8-GL	8" Diameter	Glass	Round
VA-8-PLX	8" Diameter	Acrylic	Round

# PORTABLE INSPECTION MIRROR *Series*

## Portable Inspection Mirror with Wheels

Lightweight handheld portable inspection mirror is perfect for providing visibility under/over the top of vehicles or hard to reach areas. Ideal for border patrol, law enforcement, homeland security, mechanics, or homeowners. Swivel wheels, 3 rolling casters for easy and quick inspection. The handle adjusts from 36" up to 60" and comes equipped with a flashlight holder.

### Uses

Motor vehicle inspection stations | International border crossings

Entrances for security areas on military bases, manufacturing plants, power stations, and prisons

Police and law enforcement personnel | Construction sites



Model IR-91-M

### Model

Model	Overall Size	Lens Material
IR-91-M	11"	Acrylic



# ELEVATOR MIRROR *Series*

## Elevator Mirror


Elevator mirrors allow for observation and monitoring of the occupancy levels in elevators. The convex lens is perfectly designed to mount in the corner of any elevator.

### Features:

Available in high polished bright annealed stainless steel, with a galvanized steel threaded mounting rod

Available in 10" diameter

Vandal resistant mounting bracket



Model ME-10

### Model

Model	Overall Size	Material
ME-10	Triangle 10"	Stainless Steel


## Elevator Inspection Certificate Frame

### Features:

Constructed of stainless steel with a satin finish

Tamper proof hex screw deters and prevents vandalism

Easy and quick installation for mounting your mandatory inspection certificate



Model CF-1


### Model

Model	Overall Size	Material
CF-1	7 1/8" x 10 1/8"	Polished Stainless Steel

# HARDWARE KIT *Series*

H-3 = "J" Bracket    H-6 = Base Plate    H-8 = Mounting Plate

H-19 = Bolt Package    SHP-1 = Pivot Mount



Hardware Kit D

### Model

Model / Type	Parts Included
Hardware Kit A	H-3, SHP-1
Hardware Kit D	H-3, H-6, H-8, H-19, SHP-1

Safety and Security Mirrors 18" and under receive Hardware Kit A

Safety and Security Mirrors over 18" receive Hardware Kit D

# WASHROOM MIRROR Series

## Wall Mount Stainless Steel Mirror

High polished stainless steel for a reflective mirror surface, ideal for institutional, penal, food processing facilities or machine plants. This can be mounted behind machinery to provide a rear view angle.

### Specifications:

Type 430, 20 gauge stainless steel with bright annealed finish for use in high abuse areas.



Model SSF-1014

## Stainless Steel Mirrors

Model	Overall Size W x H x D
SSF-1014	10" x 14" x 1/16"
SSF-1620	16" x 20" x 1/16"
SSF-1630	16" x 30" x 1/16"
SSF-1824	18" x 24" x 1/16"
SSF-1836	18" x 36" x 1/16"
SSF-2430	24" x 30" x 1/16"
SSF-2436	24" x 36" x 1/16"

### Note:

*Stainless Steel Mirrors reflect images in different quality than glass mirrors. A slight distortion is an inherent characteristic of stainless steel.*

## Theft Proof Washroom Mirrors

Theft resistant channel framed mirror. Ideal for schools, hospitals or any other public restroom.

### Specifications:

Stainless Steel Channel Framed Mirror 1/2" rolled formed channel frame with mitered corners. 3/16" thick electrolytic copper plated mirror, galvanized pre-plated sheet steel with slotted hole mounting. Equipped with locking integral mounting system for theft proof installations.

### Shatter Resistant Specifications:

Stainless Steel Channel Framed Mirror 1/2" rolled formed channel frame with mitered corners. 1/8" thick shatter resistant acrylic mirror. Heavy duty galvanized steel backplate welded in place, four slotted locking mounting holes for theft proof mounting.



Model TPM-1622

## Theft Proof Mirrors

Model	Overall Size W x H x D
TPM-1622	16" x 22 1/4" x 1/2"
TPM-1824	18" x 24 1/4" x 1/2"
TPM-1830	18" x 30 1/4" x 1/2"
TPM-1836	18" x 36 1/4" x 1/2"
TPM-2436	24" x 36 1/4" x 1/2"

## Theft Proof Mirrors Shatter Resistant Acrylic

Model	Overall Size W x H x D
TPMA-1622	16" x 22" x 1/2"
TPMA-1824	18" x 24" x 1/2"
TPMA-1830	18" x 30" x 1/2"



# MIRROR SELECTION & APPLICATION INFORMATION

## What are Convex Mirrors?

Curved glass, acrylic, or polycarbonate mirrors that give the viewer wide-angle vision to see around corners and blind spots.

## Where are they used?

- Warehouses
- Airports
- Factories
- Parking Garages
- Offices
- Traffic Intersections
- Retail Stores
- Fulfillment Centers
- Hospitals

## Where are they located?

- At blind intersections of aisles, corridors and driveways
- On loading docks
- Over aisles in retail stores

## What are the benefits/savings?

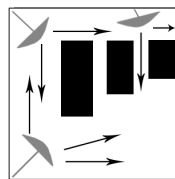
- Accidents cost millions of dollars in lost worker hours, medical bills and legal suits
- Theft in retail stores and other businesses cost billions of dollars in losses

## Features of Convex Mirrors

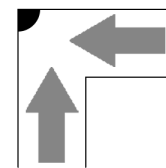
- Glass - Easy to clean (wet or dry), excellent clarity, will not scratch easily
- Acrylic - Easy to clean using wet cleaner such as spray wax, excellent clarity, break and shatter resistant
- Polycarbonate - Made to be indestructible and used in high security areas

## Applications

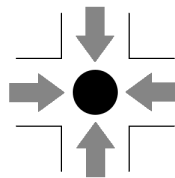
- In warehouses, hospitals and offices, place 1 to 2 feet above eye level
- In retail stores, place 1 to 2 above fixture/merchandise level and slant downward



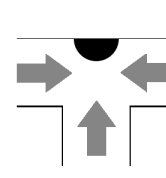
**Corner & General Overview**  
 - Use Convex Mirror  
 - Wall or Ceiling Mounted




**Corner or "L" Intersections**  
 - Use Convex or Quarter Dome Mirror  
 - Wall or Ceiling Mounted



**4-Way Intersections**  
 - Use Full Dome Mirror for 360 degree vision  
 - Wall or Ceiling Mounted



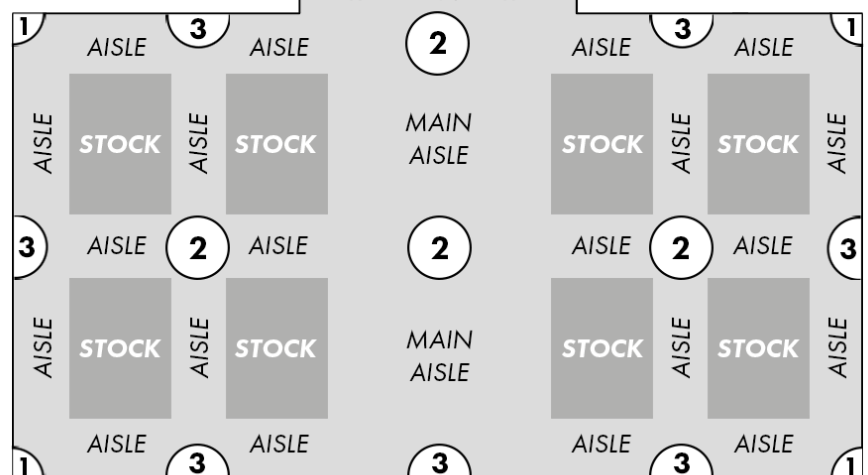
**3-Way or "T" Intersections**  
 - Use Half Dome Mirror for 180 degree vision  
 - Wall or Ceiling Mounted



**Retail Store Aisle**  
 - Place Convex or Dome Mirror at height and position so that image can be seen by store attendant over and behind merchandise

## Sample Layout Using Convex & Dome Mirrors

1 - Convex Glass Indoor  
 1 - Convex Acrylic Indoor  
 ENTRANCE/EXIT OR LOADING AREA  
 2 - Full Dome Indoor  
 3 - Half Dome Indoor





Phone: (740) 392-4003

[fredsilver.com](http://fredsilver.com)

[mirrorsandcabinets.com](http://mirrorsandcabinets.com)